

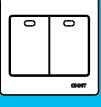
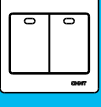
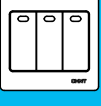
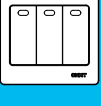
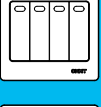
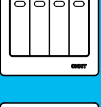
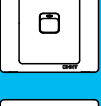
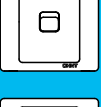
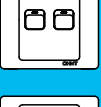
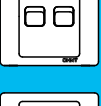



**CHNT**



# **NEW 7G/6D/6H**

Series switch and socket

Picture	Model No.	Description	Packing Quantity (pcs/ctn)	Carton Dimension (mm)
	G NEW7-G00100A	1-gang 1-way switch 10A 250V	144	390x370x302
	G NEW7-G00200A	1-gang 2-way switch 10A 250V	144	390x370x302
	G NEW7-G00300A	2-gang 1-way switch 10A 250V	144	390x370x302
	G NEW7-G00400A	2-gang 2-way switch 10A 250V	144	390x370x302
	G NEW7-G00500A	3-gang 1-way switch 10A 250V	144	390x370x302
	G NEW7-G00600A	3-gang 2-way switch 10A 250V	144	390x370x302
	G NEW7-G00700A	4-gang 1-way switch 10A 250V	144	390x370x302
	G NEW7-G00800A	4-gang 2-way switch 10A 250V	144	390x370x302
	G NEW7-G001	1-gang 1-way switch 10A 250V	144	390x370x302
	G NEW7-G003	1-gang 2-way switch 10A 250V	144	390x370x302
	G NEW7-G005	2-gang 1-way switch 10A 250V	144	390x370x302
	G NEW7-G007	2-gang 2-way switch 10A 250V	144	390x370x302
	G NEW7-G009	3-gang 1-way switch 10A 250V	144	390x370x302



7G



Picture	Model No.	Description	Packing Quantity (pcs/ctn)	Carton Dimension (mm)
	G NEW7-G009	3-gang 2-way switch 10A 250V	144	390x370x302
	G NEW7-G013	4-gang 1-way switch 10A 250V	144	390x370x302
	G NEW7-G015	4-gang 2-way switch 10A 250V	144	390x370x302
	G NEW7-G00900	5-gang 1-way switch 10A 250V	120	390x370x302
	G NEW7-G01000	5-gang 2-way switch 10A 250V	120	390x370x302
	G NEW7-G30200A	1-gang doorbell push button switch 10A 250V	144	390x370x302
	G NEW7-G07100A	1-gang multi-way switch 10A 250V	144	390x370x302
	G NEW7-G07200A	2-gang multi-way switch 10A 250V	144	390x370x302
	G NEW7-G00250	1-gang 2-way switch with neon 20A 250V	120	390x370x302
	G NEW7-G029	DP switch with neon 20A 250V	144	576x385x195
	G NEW7-G00160	DP switch 32A 250V	144	390x370x302
	G NEW7-G00190	DP switch 45A 250V	120	390x370x302
	G NEW7-G30750A	1-gang sound and light control time-delay switch 100W (three-wire system, fire control, can control filament lamp and energy saving lamp)	72	390x370x302




Picture	Model No.	Description	Packing Quantity (pcs/ctn)	Carton Dimension (mm)
	G NEW7-G31030A	1-gang button control time-delay switch 100W (two-wire system,can control filament lamp and energy saving lamp)	72	390x370x302
	G NEW7-G31100A	1-gang infrared sensor time-delay switch 100W (two-wire system,can control filament lamp , energy saving lamp )	96	390x370x302
	G NEW7-G30510A	1-gang light dimmer switch 500W	72	390x370x302
	G NEW7-G30610A	1-gang speed control switch 250W	72	390x370x302
	G NEW7-G20100A	1-gang TV end socket	144	390x370x302
	G NEW7-G21100A	1-gang broadband TV distributor socket	120	390x370x302
	G NEW7-G21000A	1-gang broadband TV end socket	72	390x370x302
	G NEW7-G20300A	1-gang 4-core telephone cable socket	144	390x370x302
	G NEW7-G20410	1-gang 8-core data socket ( cat6 )	144	390x370x302
	G NEW7-G20800A	2-gang 4-core telephone cable socket	144	390x370x302
	G NEW7-G20500A	2-gang 8-core data socket(Cat6)	144	390x370x302
	G NEW7-G20910A	1-gang 4-core telephone cable socket 1-gang 8-core data socket ( Cat6 )	120	390x370x302
	G NEW7-G21200A	1-gang TV end socket 1-gang 8-core data socket(cat6)	144	390x370x302



7G



Picture	Model No.	Description	Packing Quantity (pcs/ctn)	Carton Dimension (mm)
	G NEW7-G20700A	1-gang TV end socket 1-gang 4-core telephone cable socket	144	390x370x302
	G NEW7-G32800	1-gang TV-SAT socket	144	390x370x302
	G NEW7-G99800	1-gang safety device 13A 250V ~	120	390x370x302
	G NEW7-G99810	1-gang safety device with neon 13A 250V ~	120	390x370x302
	G NEW7-G99900	1-gang safety device 25A 250V ~	144	390x370x302
	G NEW7-G99910	1-gang safety device 45A 250V ~	144	390x370x302
	G NEW7-G13110	1-gang 3-pin 13A multifunction socket with USB	120	390x370x302
	G NEW7-G42720	1-gang 3-pin switch socket 13A 250V with USB 2.1A 5V	120	390x370x302
	G NEW7-G42900	1-gang 3-pin switched socket 15A 250V	120	390x370x302
	G NEW7-G42910	1-gang 3-pin switched socket with neon 15A 250V	120	390x370x302
	G NEW7-G42700	1-gang 3-pin switched socket 13A 250V~ ( Switch: Single-pole)	120	390x370x302
	G NEW7-G42710	1-gang 3-pin switched socket with neon 13A 250V~ ( Switch: Single-pole)	120	390x370x302
	G NEW7-G41900	2-gang 3-pin switched socket 13A 250V~( Switch: Single-pole)	84	390x370x302
	G NEW7-G41910	2-gang 3-pin switched socket with neon 13A 250V~( Switch: Single-pole)	84	390x370x302
	G NEW7-G60200	DP switch 45A 250V with 1-gang 3-pin switched socket with neon 13A 250V	72	390x370x302



Picture	Model No.	Description	Packing Quantity (pcs/ctn)	Carton Dimension (mm)
	G NEW7-G41920	2-gang 3-pin multifunction switched socket 13A 250V	72	390x370x302
	G NEW7-G951	1-gang blank plate	480	390x370x302
	G NEW7-G95200	2-gang blank plate	180	390x370x302



7G

**REMARKS:**

Color Code:







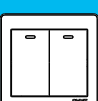



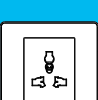
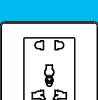
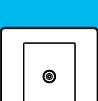

0/white



champagne  
Code:X/2




silver  
Code:CS/8

Picture	Model No.	Description	Packing Quantity (pcs/ctn)	Carton Dimension (mm)
	G NEW6-D00200	1-gang 2-way switch 16A 250V	120	390X370X302
	G NEW6-D00400	2-gang 2-way switch 16A 250V	120	390X370X302
	G NEW6-D00600	3-gang 2-way switch 16A 250V	120	390X370X302
	G NEW6-D00800	4-gang 2-way switch 16A 250V	96	390X370X302
	G NEW6-D07100	1-gang multi-way switch 16A 250V	96	390X370X302
	G NEW6-D07200	2-gang multi-way switch 16A 250V	96	390X370X302
	G NEW6-D30200	1-gang doorbell push switch 16A 250V with neon	120	390X370X302
	G NEW6-D00150	20A DP switch with neon	120	390X370X302
	G NEW6-D00190	DP Switch 45A 250V	120	390X370X302
	G NEW6-D10910	1-gang 3-pin multi-functional socket 13A 250V	120	390X370X302
	G NEW6-D11140	1-gang 2-pin & 1-gang 3-pin multi-functional socket 13A 250V	120	390X370X302
	G NEW6-D20100	1-gang TV cable socket	120	390X370X302
	G NEW6-D20300	1-gang 4-core telephone socket	144	390X370X302



Picture	Model No.	Description	Packing Quantity (pcs/ctn)	Carton Dimension (mm)
	G NEW6-D20410	1-gang 8-core data cable socket cat6	120	390X370X302
	G NEW6-D20500	2-gang 8-core data cable socket cat6	120	390X370X302
	G NEW6-D20700	1-gang TV cable & 1-gang 4-core telephone socket	120	390X370X302
	G NEW6-D20800	2-gang 4-core telephone socket	120	390X370X302
	G NEW6-D20900	1-gang 4-core telephone & 1-gang 8-core data socket (AMP)	120	390X370X302
	G NEW6-D21100	1-gang broadband TV socket with distributor	120	390X370X302
	G NEW6-D21200	1-gang TV & 1-gang 8-core data socket (AMP)	120	390X370X302
	G NEW6-D21400	1-gang SAT socket	144	390X370X302
	G NEW6-D32500	1-gang SAT-TV socket	144	390X370X302
	G NEW6-D30500	1-gang light dimmer switch 100W	72	390X370X302
	G NEW6-D30510	1-gang light dimmer switch 500W	72	390X370X302
	G NEW6-D30610	1-gang speed controller 250W	72	390X370X302
	G NEW6-D30700	1-gang sound-light control switch 100W	96	390X370X302
	G NEW6-D30730	1-gang sound-light control switch 200W	96	390X370X302





6D






Picture	Model No.	Description	Packing Quantity (pcs/ctn)	Carton Dimension (mm)
	G NEW6-D31030	1-gang touching time-delay switch 100W	96	390X370X302
	G NEW6-D31100	1-gang infrared time-delay switch 100W	96	390X370X302
	G NEW6-D42100	1-gang 3-pin multi-functional socket 13A 250V with 1-gang 1-way switch 16A 250V	120	390X370X302
	G NEW6-D13110	1-gang 3-pin multi-functional socket 13A 250V with USB 2.1A 5V	120	390X370X302
	G NEW6-D42720	1-gang 3-pin multi-functional switched socket 13A 250V with USB 2.1A 5V	120	390X370X302
	G NEW6-D42910	1-gang 3-pin switched socket with neon 15A 250V	120	390X370X302
	G NEW6-D42900	1-gang 3-pin 15A switched socket 15A 250V	120	390X370X302
	G NEW6-D42740	1-gang 3-pin switched socket 13A 250V	120	390X370X302
	G NEW6-D42750	1-gang 3-pin 13A switched socket 13A 250V with neon	120	390X370X302
	G NEW6-D41900	2-gang 3-pin switched socket 13A 250V	84	390X370X302
	G NEW6-D41930	2-gang 3-pin switched socket with neon 13A 250V	84	390X370X302
	G NEW6-D60200	1-DP switch 45A 250V with 1-gang 3-pin switched socket with neon 13A 250V	72	390X370X302
	G NEW6-D95100	1-gang blank plate	240	390X370X302




Picture	Model No.	Description	Packing Quantity (pcs/ctn)	Carton Dimension (mm)
	G NEW6-D95210	2-gang blank plate	180	390X370X302



**REMARKS:**

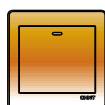
The last letter of Model No. "x" Stands for Color Code:



white  
Code:0



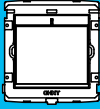
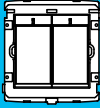
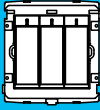

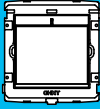
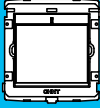
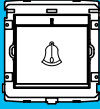
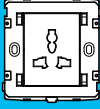
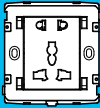
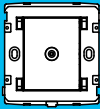
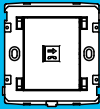
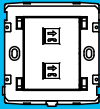
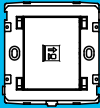
silver  
Code:8



champagne  
Code:2

eg: G NEW-6D00100 G NEW-6D00108 G NEW-6D00102

6D


Picture	Model No.	Description	Packing Quantity (pcs/ctn)	Carton Dimension (mm)
	G 6H00201	1-gang 2-way switch with LED 16A 250V	100	390X370X302
	G 6H00401	2-gang 2-way switch with LED 16A 250V	100	390X370X302
	G 6H00601	3-gang 2-way switch with LED 16A 250V	100	390X370X302
	G 6H00851	4-gang 2-way switch with LED 16A 250V	100	390X370X302
	G 6H00801	1-gang Multi-way switch with LED 10A 250V	100	390X370X302
	G 6H07201	2-gang Multi-way switch with LED 10A 250V	100	390X370X302
	G 6H02011	1-gang Doorbell Push switch 16A 250V	100	390X370X302
	G 6H11501	3-pin Multi-functional socket 13A 250V	100	390X370X302
	G 6H11121	2-pin & 3-pin Multi-functional socket 13A 250V	100	390X370X302
	G 6H22001	1-gang TV terminal socket outlet	100	390X370X302
	G 6H22211	1-gang 4-core telephone socket outlet	100	390X370X302
	G 6H21901	2-gang 4-core telephone socket outlet	100	390X370X302
	G 6H22301	1-gang 8-core Data socket outlet cat6	100	390X370X302



Picture	Model No.	Description	Packing Quantity (pcs/ctn)	Carton Dimension (mm)
	G 6H22401	2-gang 8-core Data socket outlet(AMP)	100	390X370X302
	G 6H20711	1-gang TV terminal socket & 1-gang 4-core telephone socket outlet	100	390X370X302
	G 6H20901	1-gang 4-core telephone socket & 1-gang 8-core Data socket(AMP) outlet	100	390X370X302
	G 6H21201	1-gang TV terminal socket & 8-core Data socket(AMP) outlet	100	390X370X302
	G 6H26211	1-gang TV terminal socket outlet	100	390X370X302
	G 6H22611	light dimmer switch 500W	100	390X370X302
	G 6H22711	fan speed control switch 250W	100	390X370X302
	G 6H23011	sound & Light control time delay switch 300W	100	390X370X302
	G NEW6-H90111	1-gang socket cover plate	480	562×400×320
	G NEW6-H90101	1-gang switch cover plate	480	562×400×320



**6H**



Note:

6H Series separate into 2 part, functional part and plate, need to assemble together, then it can be one finished product.



**REMARKS:**

The last letter of Model No. "x" Stands for Color Code:



silver


champagne

Code:1

Code:2

eg: G 6H0010<sup>1</sup>

G 6H0010<sup>2</sup>

Picture	Model No.	Description	Packing Quantity (pcs/ctn)	Carton Dimension (mm)
	G NEH1-103	splash protect box(86type)	80	560x400x320
	G NEH1-001A	mounting box(86type)	189	567x405x325
	G NEH1-002	mounting box(146type)	120	473x373x287